

FULL RANGE OF ACCESSORIES AVAILABLE:



PCA-1274
Stainless steel swing side snatch block.
1 aluminum sheave
100 mm (4") diameter.



PCA-1273
Stainless steel double swing side snatch block.
2 aluminum sheaves
100 mm (4") diameter.



PCA-1271
Swing side self-blocking aluminum pulley.
1 sheave 62 mm (2-1/2") diameter.



PCA-1272
Double swing side self-blocking aluminum pulley.
2 sheaves 62 mm (2-1/2") diameter.



PCA-1110
Capstan drum 57 mm (2-1/4") w/rope guide




10-0042
Safety lip for capstan drum 57 mm (2-1/4")



PCA-1100
Capstan drum 85 mm (3-3/8") w/rope guide



10-0044
Safety lip for capstan drum 85 mm (3-3/8")



PCA-1266
Heck-Pack for 50 mm towing ball.



DOUBLE BRAIDED POLYESTER ROPE - 12 mm (1/2")
3674 kg (8100 lb) MBS
PCA-1215M - 50 m (164')
PCA-1213M - 100 m (328')
PCA-1214M - 150 m (492')
PCA-1216M - 200 m (656')
Other lengths available.
*Splice and thimble available.



ROPE BAGS
PCA-1252 - Small (w/shoulder straps) - Holds 50 m (164')
PCA-1255 - Small - Holds 50 m (164')
PCA-1256 - Medium (w/shoulder straps) - Holds 100 m (328')
PCA-1257 - Large - Holds 150 m (492')
PCA-1257XL - X - Large - Holds 200 m (656')
Storage capacity calculated with 12 mm (1/2") rope.



PCA-1276
Steel oval locking carabiner.
2550 kg (5500 lb) MBS.



PCA-1701
Steel locking carabiner.
7100 kg (15 500 lb) MBS.




PCA-1261
Square tubing 50 mm (2") w/bent pin.



PCA-1261
Hitch plate winch anchor.
Fits towing balls up to 50 mm (2") diameter.



PCA-1268
Winch support plate w/bent pin.
(Use with PCA-1267, PCA-1265 or PCA-1263).



PCA-1264
Vertical pull winch support.
(Use with PCA-1263 sold separately).



PCA-1263
Tree/pole mount w/anchor strap
60 mm wide x 3 m long (2" x 9.8').
(Use with PCA-1268 or PCA-1264 sold separately).



POLYESTER SLINGS 50 mm (2") wide
Capacity U-Shape: 2903 kg (6400 lb).
PCA-1258 - 3.1 m (10')
PCA-1259 - 2.44 m (8')
PCA-1260 - 1.83 m (6')



PCA-1372
HPPE rope choker
9.5 mm x 2.1 m (3/8" x 7') with steel rod.
Weight: 350 g (12 oz)
7100 kg (15 500 lb) MBS.



PCA-1295
Choker chain 6 mm x 2.1 m (1/4" x 7') with C-Hook and steel rod.
Weight: 2.8 kg (6 lb).
5700 kg (12 600 lb) MBS



PCA-1290
Skidding cone for logs up to 50 cm (20") diameter.

Protect your investment with one of our transport cases.



PCA-0340 - For PCW5000
PCA-0350 - For PCH1000 & PCT1800
Lifetime warranty.



PCA-0100
Transport case with molded shapes for PCW5000 winch and accessories.



PCA-1281
Safety Hook.
Working load limit: 3/4 ton.



PCA-1299
C-Hook for chain
6 to 7 mm diam.
(1/4" to 5/16").



PCA-1282
Grab Hook 7 mm (5/16") with latch and 3 chain links.



PCA-1280
Grab Hook
7 mm (5/16").



PCA-1151
Spark arrester for Honda engine
GHX-50.



SHACKLES
PCA-1279 - 13 mm (1/2") - Working load limit: 2 tons.
PCA-1277 - 16 mm (5/8") - Working load limit: 3-1/4 tons.
PCA-1278 - 20 mm (3/4") - Working load limit: 4-3/4 tons.

PORTABLE WINCH CO.
1170 Thomas-Tremblay St.
Sherbrooke (Quebec) J1G 5G5
CANADA
Toll Free (US & CANADA):
1 888 388-PULL (7855)
Tel.: +1 819 563-2193
Fax: +1 514 227-5196
info@portablewinch.com

AVAILABLE AT:


© 2011 Portable Winch Co. - All Rights Reserved

**WHEN THERE'S A WINCH,
THERE'S A WAY™**




Portable Winch Co. offers three models of capstan rope winches.


If you are working away from conventional power sources, or if you need the convenience of having unlimited rope length - inside or outside - you can choose the winch that suits your application.



PCW5000
Gas-powered pulling winch



PCT1800
AC electric pulling/lifting winch



PCH1000
Gas-powered pulling/lifting winch

CAPSTAN WINCH ADVANTAGES

- Unlimited rope length
- Constant pulling power
- True power (100% duty cycle)
- Lightweight
- Quick attach
- Multiple speed options
- Easy to use
- Safe
- Powerful
- Reliable

Whether you need to pull or lift, there is a Portable Winch™ for you!

www.portablewinch.com

USE OUR CAPSTAN WINCHES FOR ANY OF THESE APPLICATIONS AND MORE...



SEARCH AND RESCUE OPERATIONS



PULLING WATER FENCES, DOCKS, BOATS



YOUR IMAGINATION IS THE ONLY LIMIT!



PULLING WIRES, FIBER OPTIC OR CABLES




LIFTING EQUIPMENT, TRANSFORMERS, TOWERS



FORESTRY, ARBORICULTURE, HUNTING

ALL 3 MODELS CAN BE CARRIED AND ATTACHED ANYWHERE USING THE DIFFERENT ANCHORING ACCESSORIES

WINCH SUPPORT PLATE (PCA-1268)



With 50 mm (2") square tubing (PCA-1267)




With Heck-Pack (PCA-1266) & Heck-Pack adaptor (PCA-1265) (for 50 mm towing ball)

HITCH PLATE WINCH ANCHOR (PCA-1261)







VERTICAL PULL WINCH SUPPORT (PCA-1264) WITH TREE/POLE MOUNT (PCA-1263)



POLYESTER SLING 1.83 m (6') (PCA-1260)



PORTABLE CAPSTAN WINCHES LINE-UP & SPECS

				
FEATURES		PCW5000	PCH1000	PCT1800
APPLICATION		Pulling	Pulling / Lifting	
ENGINE		4-Stroke Honda GXH-50 cc		50 Hz: AC Electric Baldor TEFC 230 VAC - 1 ph - 3/4 HP 60 Hz: AC Electric Baldor TEFC 115/230 VAC - 1 ph - 3/4 HP
GEAR BOX & GEARS		Aluminum alloy gear box Heat treated 3 stage spur gears Shafts mounted on ball bearings Oil bath lubrication		
GEAR RATIO		110:1		
BRAKE		Anti-reversing roller clutch bearing		
CLUTCH		n/a - direct drive	Centrifugal	n/a - direct drive
ROPE GRABBING SYSTEM		n/a	Included (can be disabled)	
CAPACITY				
MAX. PULLING FORCE:		1000 kg (2200 lb)	450 kg (990 lb)	820 kg (1800 lb)
RATED LIFTING CAP.:		Not designed for lifting	250 kg (555 lb)	250 kg (555 lb)
CAPSTAN DRUMS				
INSTALLED:		57 mm (2-1/4")	57 mm (2-1/4") (w/safety lip)	85 mm (3-3/8") (w/safety lip)
OPTIONAL:		85 mm (3-3/8")	85 mm (3-3/8") (w/safety lip)	57 mm (2-1/4") (w/safety lip)
TURNS AT IDLE:		Yes	No	No idle on electric motors
SPEED WITH				
57 mm DRUM:		12 m/min (40'/min)	12 m/min (40'/min)	7 m/min (23'/min)
85 mm DRUM:		18 m/min (60'/min)	18 m/min (60'/min)	10.5 m/min (35'/min)
UNIT WEIGHT (DRY)		16 kg (35 lb)	19 kg (42 lb)	50 Hz: 27 kg (60 lb) 60 Hz: 24 kg (53 lb)
WORK CYCLE		Continuously		25% (15 min./hour to prevent engine overheating)
DIMENSIONS		33 cm wide x 36 cm high x 38 cm deep (13" x 14" x 15")	52 cm wide x 36 cm high x 38 cm deep (20" x 14" x 15")	48 cm wide x 36 cm high x 38 cm deep (19" x 14" x 15")
ROPE PULLING		Double braided polyester - Unlimited length		
MINIMUM DIAMETER:		10 mm (3/8")		
MAXIMUM DIAMETER:		16 mm (5/8")		
LIFTING		Double braided polyester - Unlimited length Splice and thimble mandatory for lifting applications		
MINIMUM DIAMETER:		12 mm (1/2")		
MAXIMUM DIAMETER:		13 mm (1/2")		
WARRANTY		5 years 1 year Honda International Warranty		5 years 1 year Baldor International Warranty
WARRANTY WINCH COMPONENTS:				
PRIVATE:				
COMMERCIAL:				
ENGINE:				
ANCHORS INCLUDED:		Polyester sling 50 mm x 1.83 (2" x 6')		
OPTIONAL:		Different types of anchors according to the task		
ACCESSORIES		Full line of accessories		
SERVICE		Presence in more than 28 countries		